

HEAVY DUTY SHREDDER MACHINE EQUIPMENT



Shredding series including metal shredding, tire shredding, wood shredding, plastic shredding, Waste tires, waste appliances and other professional decomposition production line. Crushing series including mobile crushing station, jaw crusher, hammer crusher, cone crusher, etc.

- Best Performance
- High Technology
- High Quality



TABLE OF CONTENT

PLASTIC RECYCLING EQUIPMENT

HDPE / PP PLASTIC RECYCLING	01
PP PE PLASTIC FILM WOVEN BAG WASHING LINE	03
PET PLASTIC BOTTLE CRUSHING RECYCLING WASHING LINE	05

SINGLE SHAFT SHREDDER EQUIPMENT

SWING TYPE VERTICAL DRUM SHREDDER	07
HEAVY DUTY VERTICAL DRUM SHREDDER	09
SERIES SINGLE SHAFT SHREDDER	11
SERIES SINGLE SHAFT SHREDDER ERUOPEAN TYPE WITH HIGH	13
HDPE/PIPE LUMP PLASTIC SHREDDER CRUSHER	15

SQUEEZING DRYING PELLETIZER

SQUEEZE DRYING MACHINE	17
SERIES SQUEEZING DRYING PELLETIZER	19

DOUBLE SHAFT SHREDDER EQUIPMENT

DOUBLE SHAFT SHREDDER	21
-----------------------------	----

HEAVY DUTY CRUSHER MACHINE EQUIPMENT

HEAVY DUTY CRUSHER MACHINE	23
----------------------------------	----

PLASTIC CRUSHER MACHINE EQUIPMENT

SOUND PROOF CRUSHER MACHINE	25
PIPE CRUSHER MACHINE	27
STRONG CRUSHER MACHINE (C)	29
STRONG CRUSHER MACHINE (F)	31

PET FLAKES PELLETIZING MACHINE EQUIPMENT

PET FLAKES PELLETIZING PRODUCTION LINE	33
WOVEN BAG COMPACTOR PELLETIZING MACHINE (SINGLE STAGE)	35
WOVEN BAG COMPACTOR PELLETIZING MACHINE (DOUBLE STAGE)	37
RECYCLED GRINDED MATERIAL PELLETIZING MACHINE (SINGLE STAGE)	39
RECYCLED GRINDED MATERIAL PELLETIZING MACHINE (DOUBLE STAGE)	41

PLASTIC RECYCLING EQUIPMENT



PET Bottle Washing Line PP PE Plastic Film, Woven Bag Washing Line HDPE / PP to Battery Box Drum, Chair And Other Injection Waste Noatera Recycling Line.



Best Performance



High Technology



High Quality



HDPE / PP PLASTIC RECYCLING

- ▶ Best Performance
- ▶ High Quality
- ▶ High Technology

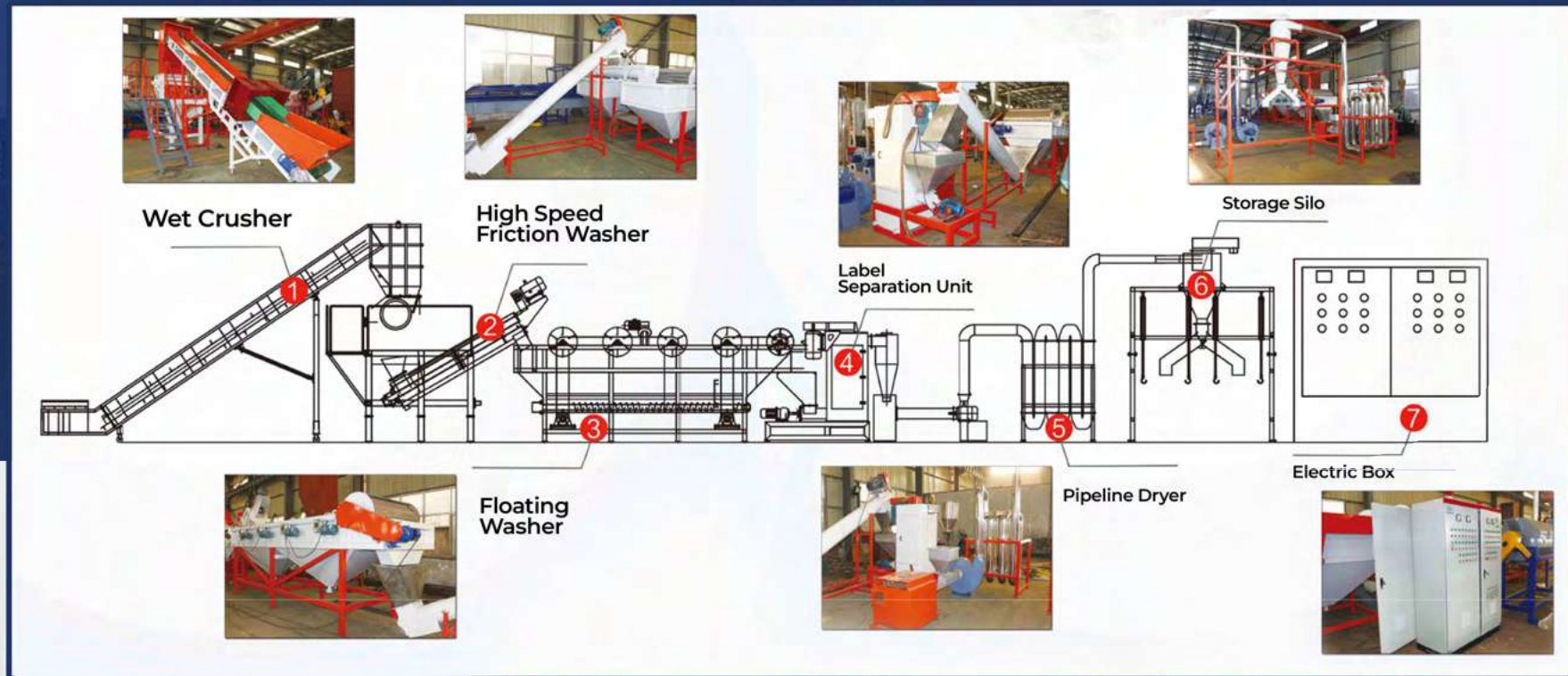


Description :

It used to recycle the waste HDPE/LDPE/PP Bottle and Buckets, hollow containers and so on the production line including the Conveyor Belt, Metal Detector, Plastic Wet Crusher, Hot Washer, High Speed Friction Washer, Floating Washer, Dewatering Machine, Drying System Material Collecting System. We provide effective, customized proposals and cost-effective solution by listening to and understanding our customer's need.

HDPE/PP PLASTIC RECYCLING

- ▶ Best Performance
- ▶ High Technology
- ▶ High Quality




HDPE/PP Bottle, Battery Box, Drum, Chair, And Other Injection Waste Material Recycling Time.



PP/PE Plastic Film, Woven Bag Washing Line



Pet Bottle Washing Line



PP PE PLASTIC FILM WOVEN BAG WASHING LINE

- ▶ Best Performance
- ▶ High Quality
- ▶ High Technology



BS-300 - BS-1000

Description :

Usually, PP woven jumbo bags are always very dirty and with a lot of residue material. Before Pelletizing, usually, we have to wash them first, after we get the clean PP woven bag scraps, and then we can pelletize them to recycle. as you know, the PP woven jumbo bag is too strong to crush/grind for common crusher machine/granulator, additionally, most of PP woven jumbo bags have a specially strong belt. That is why it is a headache problem for some small factory or company to resolve. First, using PP woven jumbo bag's specially designed double shaft shredder machine to shred the woven bag into big pieces, and then we can use the common PP woven bag scraps washing line and also the PP woven jumbo bag pelletizing line to recycle them directly, finally, we can get the clean, dry PP woven bag scraps or PP pellets.

PP PE PLASTIC FILM WOVEN BAG WASHING LINE



Specification :

-  Best Performance
-  High Technology
-  High Quality

Type :	BS-300	BS-500	BS-1000
Material :	PP, PE	PP, PE	PP, PE
Install Power :	100 KW	150 KW	280 KW
Steam Use :	300 KG / H	500 KG / H	1000 KG / H
Water Consumption :	4-6 Liters/ KG	3-6 Liters/ KG	2-3 Liters/ KG
End Products Humidity :	<= 5 %	<= 5 %	<= 5 %

Notes : The effect shredding rotor length and also shredding diameter can be tailor-made

PET PLASTIC BOTTLE CRUSHING RECYCLING WASHING LINE

- ▶ Best Performance
- ▶ High Quality
- ▶ High Technology



Description :

BS-500 - BS-5000

The PET bottle recycling plant takes dirty bottles and transforms them into clean PET flakes. And the flakes can be further processed and reutilized with high commercial value. The production capacity we can make on the PET Bottle washing and recycling line can be 300kg/h to 3000kg/h. The line main purpose is intending to get the clean flakes from the dirty even mixture bottles or bottles slice during dealing with the whole washing line. And also get clean PP/PE collection, labels, and paper clips, etc.

PET PLASTIC BOTTLE CRUSHING RECYCLING WASHING LINE



Specification :

- ▶ Best Performance
- ▶ High Technology
- ▶ High Quality

Type :	BS-500	BS-1000	BS-2000	BS-3000	BS-5000
Capacity :	500 KG/h	1000 KG/h	2000 KG/h	3000 KG/h	5000 KG/h
Install Power :	125 KW + 60 KW	200 KW + 120 KW	325 KW + 120 KW	600 KW	1000 KW
Steam Use :	Optional	Optional	Suggest Use	Suggest Use	Suggest Use
Water Supply :	4-5 M ³ /HR	5-6 M ³ /HR	10-15 M ³ /HR	20-30 M ³ /HR	40-50 M ³ /HR
Manpower :	5-6 Person	7-8 Person	10-12 Person	12-15 Person	15-20 Person

Notes : The effect shredding rotor length and also shredding diameter can be tailor-made



SINGLE SHAFT SHREDDER EQUIPMENT



Suitable for recycling wide range of materials.
It is an ideal machine for plastic, paper, fiber, rubber, organic waste
and a wide variety of materials.

- Best Performance
- High Technology
- High Quality



SWING TYPE VERTICAL DRUM SHREDDER

- ▶ Best Performance
- ▶ High Quality
- ▶ High Technology



Description :

BS-1200B48 - BS-2000B48

This model shredder have been designed for a wide range of applications and industries such as pallets and big barrels in mind, house and general recycling, electronic waste, While t can be used for in house recycling in big volume blow moulding operations; additional, ts also versatile enough to be used for general recycling in the plastic and wood industry.

SWING TYPE VERTICAL DRUM SHREDDER



Specification :

- ▶ Best Performance
- ▶ High Technology
- ▶ High Quality

Type :	BS-1200B48	BS-1500B48	BS-1800B48	BS-2000B48
Motor Power (KW) :	75	90	55+55	75+75
Hydraulic Power (KW) :	55	55	55	55
Rotating Diameter (MM) :	480	480	480	480
Fixed Knife :	3 Pcs	3 Pcs	3 Pcs	3 Pcs
Rotating Knife :	70 Pcs	102 Pcs	132 Pcs	144 Pcs

Notes : The effect shredding rotor length and also shredding diameter can be tailor-made

HEAVY DUTY VERTICAL DRUM SHREDDER

- ▶ Best Performance
- ▶ High Technology
- ▶ High Quality

Description :

BS-1200B48 - BS-2000B48

Heavy Duty Vertical Drum Shredder has been designed for the most demanding and high throughput applications in recycling industries. The input materials can be all kinds of plastics, wood, Wood furniture, paper, cardboard, e-waste, post-consumer waste, rubber, etc. in various shapes and sizes. Typical input materials are fridges, purges, tires, pallets, bales, drums and barrels, pipes, film and so on.



HEAVY DUTY VERTICAL DRUM SHREDDER



Specification :

- ▶ Best Performance
- ▶ High Technology
- ▶ High Quality

Type :	BS-1200B48	BS-1500B48	BS-1800B48	BS-2000B48
Motor Power (KW) :	75	90	55+55	75+75
Hydraulic Power (KW) :	55	55	55	55
Rotating Diameter (MM) :	480	480	480	480
Fixed Knife :	3 Pcs	3 Pcs	3 Pcs	3 Pcs
Rotating Knife :	70 Pcs	102 Pcs	132 Pcs	144 Pcs

Notes : The effect shredding rotor length and also shredding diameter can be tailor-made

SERIES SINGLE SHAFT SHREDDER

- ▶ Best Performance
- ▶ High Technology
- ▶ High Quality

BS-600A - BS-1500A

Description :

This Type of common shredder is mainly used to grind, crush and recycle the lump or block plastics, such as big solid block of plastic, film rollers, blocks of wood, packed paper and packed fiber etc.



SERIES SINGLE SHAFT SHREDDER



Specification :

-  Best Performance
-  High Technology
-  High Quality

Type :	BS-600A	BS-800A	BS-1000A	BS-1200A	BS-1500A
Main Power (KW) :	15-22	30-45	37-55	55-90	75-132
Hydraulic Power (KW) :	2,2	3	4	5,5	5,5
Shredding Diameter (MM) :	320	400	400	400	480
Shredding Rotor Length :	600	800	1000	1200	1500
Rotating & Fixed Blades QTY :	32+2x2	38+2x2	58+2x2	95+2x3	110+2x3
End Plastic Scrap Size (MM) :	30-50	30-50	30-50	30-50	30-50

Notes : The effect shredding rotor length and also shredding diameter can be tailor-made

SINGLE SHAFT SHREDDER

EUROPEAN TYPE WITH HIGH CONFIGURATION

- ▶ Best Performance
- ▶ High Technology
- ▶ High Quality

BS-2260- BS-40150

Description :

Series of single shaft shredder are small to medium size reduction machines suitable for processing a wide range of materials to a uniform particle size, The products can often be sold as raw-material, or be sent for further processing through additional equipment, Throughputs typically range between 300kg/hr-5,000kg/hr+ depending on the model, material type.



EUROPEAN TYPE WITH HIGH CONFIGURATION

Series of single shaft shredder are small to medium size reduction machines suitable for processing a wide range of materials to a uniform particle size, The products can often be sold as raw-material, or be sent for further processing through additional equipment, Throughputs typically range between 300kg/hr—5,000kg/hr+ depending on the model, material type.

Specification :

▶ Best Performance ▶ High Technology ▶ High Quality

Type :	BS-2260	BS-4080	BS-40100	BS-40120	BS-40150
Motor Power (KW) :	18,5	37	45	55	75
Rotating Diameter (mm) :	Ø 220	Ø 400	Ø 400	Ø 400	Ø 400
Rotating Blades (PSC) :	23	35	45	55	70
Fixed Blades (PSC) :	4	4	4	6	6
Hydraulic Power (KW) :	1.5	2.2	2.5	5.5	5.5
Screen Size (mm) :	Ø 40	Ø 40	Ø 40	Ø 40	Ø 40

Notes : The effect shredding rotor length and also shredding diameter can be tailor-made

HDPE/PIPE LUMP PLASTIC SHREDDER CRUSHER MACHINE

- ▶ Best Performance
- ▶ High Technology
- ▶ High Quality

BS-600C-BS1000C

Description :

This shredder-crusher machine is mainly used to grind crush and recycle the lump or block plastics, such as: large diameter HDPE pipe, big solid block of plastic, plastic barrel etc. And its end plastic scraps size is about 3-8mm, which can be directly used for your injection machine and extruder machine.



HDPE/PIPE LUMP PLASTIC SHREDDER CRUSHER MACHINE

This shredder-crusher machine is mainly used to grind crush and recycle the lump or block plastics, such as: large diameter HDPE pipe, big solid block of plastic, plastic barrel etc. And its end plastic scraps size is about 3-8mm, which can be directly used for your injection machine and extruder machine.

Specification :

▶ Best Performance ▶ High Technology ▶ High Quality

Type :	BS-600C	BS-800C	BS-1000C
Main Motor Power (KW) :	15-22	30-45	37-55
Crusher Motor Power (KW) :	15	22	37
Shredding Diameter (MM) :	320	400	400
Shredding Rotor Length (MM) :	600	800	1000
Crusher Blades QTY :	18+2x2	24+2x2	30+2x2
Shredder Blades QTY :	32+2x2	38+2x2	58+2x2
End Plastic Scraps Size (MM) :	3-8	3-8	3-8

Notes : The effect shredding rotor length and also shredding diameter can be tailor-made

SQUEEZING DRYING PELLETIZER EQUIPMENT



This Film Squeezing Machine is used for drying those washed film, woven bags, etc. and make it like granules.

- Best Performance
- High Technology
- High Quality




SQUEEZE DRYER MACHINE

PP PE LDPE HDPE PVC Film Plastic Squeeze Dryer Working process:
By plastic film squeezing dryer, the washed film can be squeezed to dehydrate water of films or fluffy stuff. The film is squeezed to become flakes or blocks. The film plastic moisture will be lowered down to 1-3%.

- ▶ Best Performance
- ▶ High Technology
- ▶ High Quality

BS-300 - BS-400

Applicable Material :



SQUEEZE DRYER MACHINE

1. Plastic squeezing machine is made by the advanced Italian techniques, specially screw pressing dewatering design;
2. Plastic squeezing machine is equipped with an electric control cabinet, feeder mouth is easy to control the drying effect;
3. Plastic squeezing machine is especially for plastic film, plastic bags, woven bags, Jumbo bags. Solve the drying problem in the past.
4. Instead of the dewatering machine, hot blower in the recycling line.
5. Easy to operate, drying effect can reach 95%.

Specification :

Type :	BS-300	BS-400
Dimension :	2450x800x1800 mm	2450x800x1900
Inlet Size :	700x670 mm	800x760 mm
Motor Power :	18.5 KW	22 KW
Rotated Speed :	30r / Min	30r / Min
Capacity :	500 KG/ H	800 -1000 KG/ H
Screw Diameter :	300	380
Screw Length :	1447	1550
Drainage Method :	Drain at the Bottom	Drain at the Bottom
Material Outlet :	Free Falling	Free Falling
Hydraulic Station Motor :	1.5 KW	2.2 KW

SERIES SQUEEZING DRYING PELLETIZER



Woven Bag



Plastic fiber waste



Agricultural Film



- ▶ Best Performance
- ▶ High Technology
- ▶ High Quality

BS-250 - BS-400

Description :

Its recycling is an important part of environmental protection. The squeezing pelletizing machine, as a machine integrating dewatering and granulation, plays a very important role in the process of processing plastic products. Solve the problem of difficult dehydration of traditional soft film or filamentary plastics.



SERIES SQUEEZING DRYING PELLETIZER

Plastic squeezing pelletizing machine can easily control the moisture of the cleaned material below 3%. At the same time, it can also control plastic film, tons of bags, diapers, etc. that are traditionally difficult to dehydrate. The filamentous plastic is semi—plasticized into granules, which improves its bulk density, facilitates the granulation of the subsequent equipment, and can also replace the traditional agglomerator!

Specification :

- ▶ Best Performance
- ▶ High Technology
- ▶ High Quality

Type :	BS-250	BS-300	BS-350	BS-400
Main Motor Power (KW) :	75	90/110	110/132	132/160
Cutting Power :	4	5.5	7.5	7.5
Capacity (KG/HR) :	200-300	300-500	400-800	500-1000
Air Blower :	5.5	7.5	7.5	7.5
Moisture :	1% - 3%	1% - 3%	1% - 3%	1% - 3%

Notes : The effect shredding rotor length and also shredding diameter can be tailor-made

DOUBLE SHAFT SHREDDER EQUIPMENT

Suitable for shredding solid material such as E-Waste, Metal, Wood, Plastic, Scrap Tires, Packaging Barrel, Pallets, etc.

- Best Performance
- High Technology
- High Quality



DOUBLE SHAFT SHREDDER



Rotating Screen (Optional)



Hydraulic Feeder (Optional)



Hydraulic Drive (Optional)



Blade



Planet-gear speed reducer



- ▶ Best Performance
- ▶ High Technology
- ▶ High Quality

Suitable for shredding solid material such as E-Waste, Metal, Wood, Plastic, Scrap Tires, Packaging Barrel, Pallets, etc.

BS-300 - BS-2000

Blades with different hooks



Single-Hook Blade



Two-Hook Blade



Three-Hook Blade



Five-Hook Blade



Multi-Hook Blade

Hook Type

Single-hook blade

- : Application Characteristic.
- : Single hook blade configuration of the most universal blade choices, it has a powerful structure and can be used in a wide range of applications.

Two-hook or multi-hook blade

Multi hook blade configuration is used primarily for shredding easy to shred product, it is more efficient when doing light shredding applications.

DOUBLE SHAFT SHREDDER

This series shredders have been designed for a wide array of applications and industries, suitable for shredding solid material such as E-waste, metal, wood, plastic, scrap tires, packaging barrel, pallets, etc. Depending on input material and the following process the shredded material can be used directly or go into the next step of size reduction. It is widely used in industry waste recycling, medical recycling, electronic recycling, pallet recycling, municipal solid waste recycling, plastic recycling, tire recycling, paper making industry and etc.

Specification :

▶ Best Performance ▶ High Technology ▶ High Quality

Type :	SHREDDER MOTOR POWER :	SHREDDING CHAMBER SIZE
BS-300 :	5.5	510 X 300
BS-400 :	7.5	510 X 400
BS-600 :	7.5 + 7.5	510 X 600
BS-800 :	11 + 11	600 X 800
BS-1000 :	18.5 + 18.5	800 X 1000
BS-1200 :	30 + 30 / 22 + 22	1000 X 1200
BS-1400 :	45 + 45	1400 X 1200
BS-1600 :	55 + 55	1600 X 1200
BS-1800 :	75 + 75	1800 X 1400
BS-2000 :	90 + 90	2000 X 1400

The effect shredding rotor length, the shredding blades' rotating diameter can be tailor-made, additionally, the driving method also can be hydraulic motor.

HEAVY DUTY CRUSHER MACHINE EQUIPMENT



This machine type crusher is suitable for the material which has big shape , high-strength and massive capacity. For example : plastic film, pipe , sheet, profile, PET bottles, hollow barrel-and soon.

- Best Performance
- High Technology
- High Quality



HEAVY DUTY CRUSHER MACHINE

Features :

BS-35/06 - BS-70/12



Shock Absorber Foot

Foot with shock absorber to reduce the vibration and eliminate noise.



Metal Detector

Metal detector can be combined with belt conveyor, and can interlock with control system.



Hydraulic Connector

Oil ink device is installed for each machine to keep the order lines and smooth of oil pipes.



Hydraulic Equipment

The hydraulic equipment can control the hydraulic cover opening the crusher room.




Rotor

Special L design rotor help the machine achieve the excellent grinding result saving the energy and reducing the noise.



Cutting Chamber

It's easy to open the full chamber, Loosen the nut, the chamber can be open within short time.



Screen

Special material assures the long-life abrasion resistance of the screen.



Screen Locked Device

Simple design help convenient operation and reduce much time to replace the screen.



Motor Overload

Equipped electrical current relay, motor overload protector and other multiple safety devices.



Bolt Conveyor

Plastic scraps such as plastic film, sheet, profile, PET Bottle into the crushing room trough belt conveyor.



Hydraulic Cylinder

Hydraulic devices makes opening the chamber and screen much easier.

This series heavy type crusher is suitable for the material which has big shape, high-strength and massive capacity. For example : plastic film, pipe , sheet , profile, PET bottles, hollow barrel and soon.



HEAVY DUTY CRUSHER MACHINE

1. High quality thickened-steel welded with compact structure
2. **Blade** : The cutting tool adopts imported D2 material and is treated with special technology, which is more durable
3. **Bi-parting chamber** : design convenient for knife change
4. **Rotor** : equipped with replaceable wear-resistant plates on both sides
5. With many structures optional, good to improve efficiency and extend usage life
6. High-coefficient and outboard bearings to minimize the damage of dust
7. **Screen** : Various types and meshes optional
8. **Hopper** : Automatic power cut-off to ensure safe operation many power-driven and hydraulic-driven opening devices optional convenient for maintenance
9. **Safety switch** : multiple-protective function, conforming to CE safety standard.

Specification :

-  Best Performance
-  High Technology
-  High Quality

Type :	QTY OF FIXED BLADES	QTY OF FIXED BLADES	GRINDER CHAMBER (MM)	POWER (MM)	MESH (MM)
BS-35/06 :	2x2	3x2	600X360	22-30	12-50
BS-42/08 :	2x2	3x2	800X420	30-45	12-50
BS-42/10 :	2x2	3x2	1000X420	37-55	12-100
BS-63/10 :	2x2	3x2	1000X630	55-110	12-100
BS-63/12 :	2x2	3x2	1200X630	75-132	12-100
BS-70/10 :	2x2	5x2	1000X700	75-132	12-100
BS-70/12 :	2x2	5x2	1000X700	90-160	14-100

The above is just for reference, the real capacity or specifications dependent on your exclusive material.

PLASTIC CRUSHER MACHINE EQUIPMENT



It is suitable for crushing and recycling of plastic film, pipe, sheet, profile, PET Bottle, rubber, hollow barrel, etc.

- Best Performance
- High Technology
- High Quality



SOUND PROOF CRUSHER MACHINE

- ▶ Best Performance
- ▶ High Quality
- ▶ High Technology



More than 4 Layers box



Sound-proof cotton



Cooling water circulation system



Description :

BS-10 - BS-50

Sound-Proof crusher machine is suitable to crush different hard and soft plastic wastes in different shapes like PET Bottles, PP/PE films, PVC pipes and fittings, plastic blocks, plastic sheets, etc. Unique design, full enclosure soundbox can effectively absorb the noise produced by crushing and vibration, and the noise is very low (85dB or so) when grinding, so as to achieve the purpose of low noise and environmental protection. The unique cooling water circulation system will bring the heat produced by the machine to the outside of the machine, which can effectively avoid comminution agglomeration.

SOUND PROOF CRUSHER MACHINE

Sound-Proof crusher machine is suitable to crush different hard and soft plastic wastes in different shapes like PET Bottles, PP/PE films, PVC pipes and fittings, plastic blocks, plastic sheets, etc. Unique design, full enclosure soundbox can effectively absorb the noise produced by crushing and vibration, and the noise is very low (85dB or so) when grinding, so as to achieve the purpose of low noise and environmental protection. The unique cooling water circulation system will bring the heat produced by the machine to the outside of the machine, which can effectively avoid comminution agglomeration.

Specification :

- ▶ Best Performance
- ▶ High Technology
- ▶ High Quality

Type :	BS-10	BS-15	BS-20	BS-40	BS-50
Motor Power (KW) :	7.5	11	15	30	37
Rotating Speed :	650	650	530	530	410
Quantity of Rotating Blades :	3x6	3x7	3x8	3x11	3x12
Quantity of Fixed Blades :	2x2	2x2	2x2	2x2	2x2
Cutting Chamber (MM) :	360x262	420x280	480x360	660x420	750x520
Weight (KG) :	750	950	1160	1950	3200
Screen Size (MM) :	8	8	10	10	12

PIPE CRUSHER MACHINE

- ▶ Best Performance
- ▶ High Quality
- ▶ High Technology

Pipe crusher machine is specially designed for crushing long and narrow profile shapes or pipes.



Description :

BS-400 - BS-700

Enough blades gyration diameter for easily cutting long and narrow profile shapes or pipes. External bearing built outside the main body for easy maintenance and longer service life. Screen-bracket mechanism for easily removing or changing screen. Crank handle for safely and easily opening or closing hopper. PNPC models of pipes and profile crushers can be customized according to customer requirements. The knife shaft width is up to 1400mm, 560 to 700mm in diameter.

PIPE CRUSHER MACHINE

Pipe crusher machine is specially designed for crushing long and narrow profile shapes or pipes. Enough blades gyration diameter for easily cutting long and narrow profile shapes or pipes. External bearing built outside the main body for easy maintenance and longer service life. Screen—bracket mechanism for easily removing or changing screen. Crank handle for safely and easily opening or closing hopper. NPC models of pipes and profile crushers can be customized according to customer requirements. The knife shaft width is up to 1400mm, 560 to 700mm in diameter.

Specification :

▶ Best Performance ▶ High Technology ▶ High Quality

Type :	BS-400	BS-500	BS-700
Fixed Blades :	2x1	2x2	2x2
Rotating Blades :	3x2	4x2	5x2
Grinder Chamber Dimension :	400X420	520x450	720x600
Power (KW) :	18.5	22-30	37-45
Rpm (R/Min) :	430	430	410
Mesh (MM) :	8-12	8-12	8-12

STRONG CRUSHER MACHINE (F)


- ▶ Best Performance
- ▶ High Quality
- ▶ High Technology



Claw Blade is used to crush hard plastic



The motor overload protection function is automatically stopped after overload



Cooling water circulation system



Description :

BS-7 - BS-75

Strong crusher is suitable for crushing all kinds of soft and rigid waste plastic. This Series crusher machine adopts imported high-quality tool steel, special cutting—tool. The installation of the cutting tool can be adjusted. The cutting tool can be sharpened again and again, Its use life is very long. The cutting tool adopts imported D2 material and is treated with special technology, which is more durable.

STRONG CRUSHER MACHINE (F)

Strong crusher is suitable for crushing all kinds of soft and rigid waste plastic. This Series crusher machine adopts imported high-quality tool steel, special cutting—tool. The installation of the cutting tool can be adjusted. The cutting tool can be sharpened again and again, Its use life is very long. The cutting tool adopts. imported D2 material and is treated with special technology, which is more durable.

Specification :

-  Best Performance
-  High Technology
-  High Quality

Type :	BS-7	BS-10	BS-15	BS-20	BS-30	BS-50A	BS-50B	BS-60	BS-75
Power (KW) :	5.5	7.5	11	15	22	37	37	45	55
Quantity of Rotating Blades :	15	21	21	24	30	39	30	39	45
Quantity of Fixed Blades :	2	2	2	4	4	4	4	4	4
Rotate Speed (R/Min) :	800	720	720	620	576	576	480	480	480
Sieve Size (MM) :	10	10	10	12	12	12	12	12	12
Weight (KG) :	410	580	740	960	1950	2500	3200	4100	5100
Max Breaking Capacity (KG/Hr) :	200-300	400-600	500-700	600-800	700-900	800-1000	1000-1600	1200-2000	1500-2500
Size of Feeding Inlet (MM) :	300x210	400x240	500x300	600x310	800x400	1000x400	800x560	1000x560	1200x560

STRONG CRUSHER MACHINE (C)

- ▶ Best Performance
- ▶ High Quality
- ▶ High Technology



Slash blade is used to crush all kinds of waste film sheet, PET Bottles, etc.



The hopper, crusher room can be removed and mounted easily



The customized screen filter of our crusher machine can control the discharge size



Description :

BS-7 - BS-30

Strong crusher is mainly used for crushing all kinds of waste film, sheet, PET bottles so as to enhance the use ratio of plastic. The crusher machine is designed as tangential feeding so that feeding and swallowing more outstanding. At the same time, the feed port has a plastic cover curtain. Avoid the problem of material jumping easily by the ordinary crusher machine.

STRONG CRUSHER MACHINE (C)

Strong crusher is mainly used for crushing all kinds of waste film, sheet, PET bottles so as to enhance the use ratio of plastic. The crusher machine is designed as tangential feeding so that feeding and swallowing more outstanding. At the same time, the feed port has a plastic cover curtain. Avoid the problem of material jumping easily by the ordinary crusher machine.

Specification :

▶ Best Performance ▶ High Technology ▶ High Quality

Type :	BS-7	BS-10	BS-15	BS-20	BS-30
Power (KW) :	5.5	7.5	11	15	22
Quantity of Rotating Blades :	3	6	6	6	6
Quantity of Fixed Blades :	2	2	2	4	4
Rotate Speed (R/Min) :	800	720	720	620	576
Sieve Size (MM) :	10	10	10	12	12
Weight (KG) :	410	580	740	980	1950
Max Breaking Capacity (KG/Hr) :	200-300	400-600	500-700	600-800	700-900
Size of Feeding Inlet (MM) :	300x210	400x240	500x300	600x310	800x400

PELLETIZING MACHINE EQUIPMENT



- ▲ Best Performance
- ▲ High Technology
- ▲ High Quality

PP, LDPE, LLDPE, HDPE, BOPP, PET flakes, Recycled Grinded Plastic, Plastic material from agglomerator, grinded plastic film etc.



PET FLAKES PELLETIZING PRODUCTION LINE

- ▶ Best Performance
- ▶ High Quality
- ▶ High Technology

PET plastic pelletizing machine is design specializes for recycling the recycled washed plastic PET plastic flakes/scraps, such as Cola plastic bottle flakes/scraps, and etc.



BS-20 - BS-92

Production Process

Conveying feeding ▶ Pre crystallization and drying ▶ Conveying feeding
▶ Metal detector ▶ Parallel twin screw extruder ▶ Hydraulic screen
changer ▶ Plastic strand die head ▶ Water cooling tank ▶ Dryer
▶ Plastic strand cutter ▶ Storage silo



PET FLAKES PELLETIZING PRODUCTION LINE

PET plastic pelletizing machine is design specializes for recycling the recycled washed plastic PET plastic flakes/scraps, such as Cola plastic bottle flakes/scraps, and etc.

Specification :

▶ Best Performance ▶ High Technology ▶ High Quality

Type :	BS-20	BS-35	BS-50	BS-65	BS-72	BS-92
Screw Dia (MM) :	21.7	35	50.5	62.4	71.2	21.7
Rotate Speed (MM) :	600	400	400/600	500/600	400/500	400/500
Motor Power :	4	18.5	55	75	110	250
L/D :	32-40	28-48	28-40	28-48	28-48	28-40
Capacity (KG/h) :	2-10	5-30	40-80	100-300	300-600	600-1000

The above is just for reference, the real capacity or specifications dependent on your exclusive material.

WOVEN BAG COMPACTOR PELLETIZING MACHINE (SINGLE STAGE)

- ▶ Best Performance
- ▶ High Quality
- ▶ High Technology

PET plastic pelletizing machine is design specializes for recycling the recycled washed plastic PET plastic flakes/scraps, such as Cola plastic bottle flakes/scraps, and etc.

BS-85 - BS-180



Applicable Plastic Material



PP, LDPE, LLDPE, HDPE, BOPP etc. Material Status: woven bag, Printed plastic film (Rolls, loose, bundled), agriculture film, foamed plastic, etc. The above material will be agglomerated, and then fed into the extruder machine, thanks to the agglomerator, the extruder can achieve the MAX capacity, and the capacity range about: 100-1000kg/h.

WOVEN BAG COMPACTOR PELLETIZING MACHINE (SINGLE STAGE)

PET plastic pelletizing machine is design specializes for recycling the recycled washed plastic PET plastic flakes/scraps, such as Cola plastic bottle flakes/scraps, and etc.

Applicable Material :

PP, LDPE, LLDPE, HDPE, BOPP etc. Material Status: woven bag, Printed plastic film (Rolls, loose, bundled), agriculture film, foamed plastic, etc. The above material will be agglomerated, and then fed into the extruder machine; thanks to the agglomerator, the extruder can achieve the MAX capacity, and the capacity range about: 100-1000kg/h.

Specification :

▶ Best Performance ▶ High Technology ▶ High Quality

Type :	BS-85	BS-100	BS-120	BS-160	BS-180
Screw Dia (MM) :	85	100	120	160	180
L / D :	25-36	25-36	25-33	25-33	25-33
Capacity (Kg/h) :	120-180	200-250	400-500	450-700	500-1000

The above is just for reference, the real capacity or specifications dependent on your exclusive material.

WOVEN BAG COMPACTOR PELLETIZING MACHINE (DOUBLE STAGE)

- ▶ Best Performance
- ▶ High Technology
- ▶ High Quality




Melt Filter System



Cutting Pelletizing System



Dewatering Drying Pellete Storage System



BS-85/85 - BS-180/180

Applicable Plastic Material :

PP, LDPE, LLDPE, HDPE, BOPP etc.
Material status: woven bag, printed plastic film (Rolls, loose, bundled), agricultural film, foamed plastic etc. Double stage pelletizing machine is mainly used for higher water content and contamination waste plastic, first stage extruder adopts exhaust type barrel, the screw which can effectively de-gassing and eliminate moisture and contamination; and the baby extruder usually adopt small L/D extruder, further plasticizing the material and filter contamination which can achieve stable extrusion. Capacity: 150—1000kg/h.

WOVEN BAG COMPACTOR PELLETIZING MACHINE (DOUBLE STAGE)

Applicable Plastic Material :

PP, LDPE, LLDPE, HDPE, BOPP etc. Material status: woven bag, printed plastic film (Rolls, loose, bundled), agricultural film, foamed plastic etc. Double stage pelletizing machine is mainly used for higher water content and contamination waste plastic, first stage extruder adopts exhaust type barrel, the screw which can effectively de-gassing and eliminate moisture and contamination; and the baby extruder usually adopt small L/D extruder, further plasticizing the material and filter contamination which can achieve stable extrusion. Capacity: 150-1000kg/h.

Specification :

▶ Best Performance ▶ High Technology ▶ High Quality

Type :	BS-85/85	BS-100/100	BS-120/120	BS-160/160	BS-180/180
Screw Dia (MM) :	85	100	120	160	180
L / D :	25-36	25-36	25-33	25-33	25-33
Capacity (Kg/h) :	120-180	200-250	400-500	450-700	500-1000

The above is just for reference, the real capacity or specifications dependent on your exclusive material.

RECYCLED GRINDED MATERIAL PELLETIZING MACHINE

Single-Stage

- ▶ Best Performance
- ▶ High Technology
- ▶ High Quality



BS-65D - BS-200D

Applicable Plastic Material :

Recycled Grinded Plastic, Plastic material from agglomerator, ground plastic film, Single-stage pelletizing machine is mainly used for common plastic pelletizing, Capacity: 150—1000kg/h.



RECYCLED GRINDED MATERIAL PELLETIZING MACHINE

Single-Stage

Recycled Grinded Plastic, Plastic material from agglomerator, ground plastic film, Single-stage pelletizing machine is mainly used for common plastic pelletizing, Capacity: 150— 1000kg/h.

Specification :

- ▶ Best Performance
- ▶ High Technology
- ▶ High Quality

Type :	BS-65D	BS-90D	BS-100D	BS-120D	BS-150D	BS-200D
Screw Dia (MM) :	65	90	100	120	150	200
L/D :	28-33	28-33	28-33	25-33	25-33	25-33
Capacity (Kg/h) :	60-80	80-120	100-180	200-300	300-500	500-800

The above is just for reference, the real capacity or specifications dependent on your exclusive material.

RECYCLED GRINDED MATERIAL PELLETIZING MACHINE Double-Stage

- ▶ Best Performance
- ▶ High Technology
- ▶ High Quality



BS-80/80 - BS-180/180

Applicable Plastic Material :

Recycled Grinded Plastic, Plastic material from agglomerator, ground plastic film. Double stage pelletizing machine is mainly used for higher water content and contamination waste plastic, first stage extruder adopts exhaust type barrel, the screw which can effectively de-gassing and eliminate moisture and contamination; and the baby extruder usually adopt small L/D extruder, further plasticizing the material and filter contamination which can achieve stable extrusion. Capacity: 150-1000kg/h.



RECYCLED GRINDED MATERIAL PELLETIZING MACHINE

Double-Stage

Recycled Grinded Plastic, Plastic material from agglomerator, ground plastic film. Double stage pelletizing machine is mainly used for higher water content and contamination waste plastic, first stage extruder adopts exhaust type barrel, the screw which can effectively de-gassing and eliminate moisture and contamination; and the baby extruder usually adopt small L/D extruder, further plasticizing the material and filter contamination which can achieve stable extrusion. Capacity: 150-1000kg/h.

Specification :

- ▶ Best Performance
- ▶ High Technology
- ▶ High Quality

Type :	BS-80/80	BS-100/100	BS-130/130	BS-160/160	BS-180/180
Screw Dia (MM) :	85	100	130	160	180
L/D :	25-36	25-36	25-33	25-33	25-33
Capacity (Kg/h) :	120-180	200-250	400-500	450-700	500-1000

The above is just for reference, the real capacity or specifications dependent on your exclusive material.

INDOTARA®

PT. INDOTARA PERSADA

Our Marketing Office and After Sales Service Center



Head Office

50/F, Menara BCA Grand Indonesia
Jl. M.H. Thamrin No.1
Jakarta Pusat 10310

021 - 5011 2228
dgm@indotara.id



Semarang Office

Wisma HSBC Lt. 6 Suite 609
Jl. Gajah Mada No.135
Semarang, Jawa Tengah 50134

024 - 40 300 893
smg.dgm@indotara.id



Bali Office

Benoa Square Lt. 2
Jl. Bypass Ngurah Rai No. 21 A Kedonganan,
Kuta Badung - Bali Indonesia 80361

021 - 5011 2228
bali.dgm@indotara.id



Marketing Office

APL Tower 6th Floor No. 6 Central Park,
Jl. Letjen S. Parman Kav 28,
Jakarta Barat - 11440

021 - 5011 2228
dgm@indotara.id



Medan Office

Sutomo Tower Lantai 5H
Jl. Sutomo Ujung No.28,
Kota Medan, Sumatera Utara 20235

061 - 50 300 595
mdh.dgm@indotara.id



Singapore Office

Marina Bay Financial Centre Tower 3
17F, 12 Marina Boulevard
Singapore - 018982

021 - 5011 2228
sing.dgm@indotara.id



Graha Indotara

Millenium Industrial Estate
Jl. Millenium 22 Blok R3 No. 1
Cikupa, Tangerang - Banten 15720

021 - 5011 2228
dgm@indotara.id



Makassar Office

Fajar Graha Pena Lt. 5
Jl. Urip Sumoharjo No. 20,
Makassar - South Sulawesi 90234

021 - 5011 2228
mks.dgm@indotara.id



Yogyakarta Office

Hartono Mall Yogyakarta Lt. 3
Kaliwaru, Condongcatur,
Sleman, Yogyakarta 55281

021 - 5011 2228
yog.dgm@indotara.id



Bandung Office

Wisma HSBC Lt. 6 Suite B
Jl. Asia Afrika No. 116
Bandung, Jawa Barat 40112

021 - 5011 2228
bdg.dgm@indotara.id



Balikpapan Office

Panin Tower Lt. 8 - Grand Sudirman
Jl. Jendral Sudirman No.7 Klandasan Ilir,
Balikpapan Kota, Kalimantan Timur 76114

021 - 5011 2228
bpb.dgm@indotara.id



Surabaya Office

Japfa Indoland Center, Tower I Lt. 10/1008
Jl. Jendral Basuki Rahmat 129-137
Surabaya 60271

031 - 3360 1491
sby.dgm@indotara.id